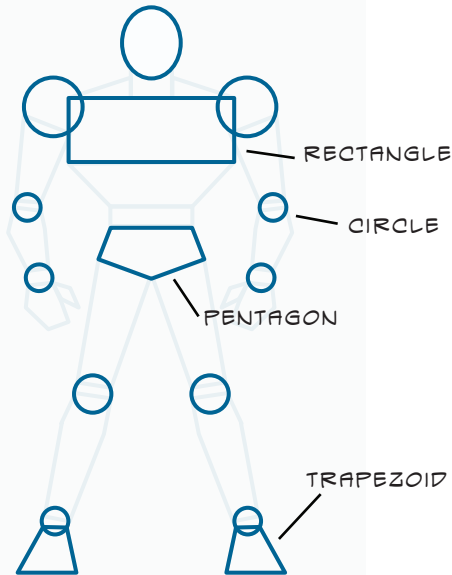
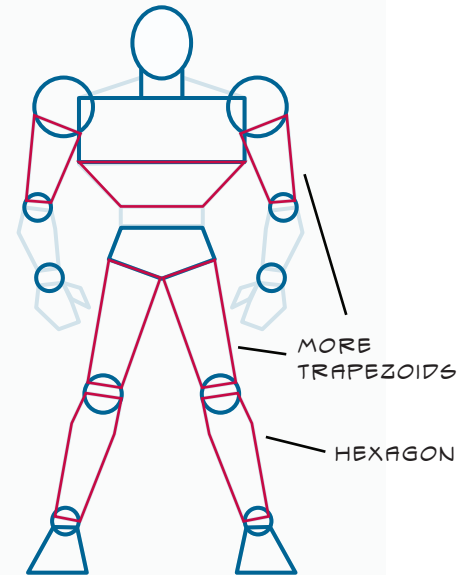


# DRAW A SUPERHERO

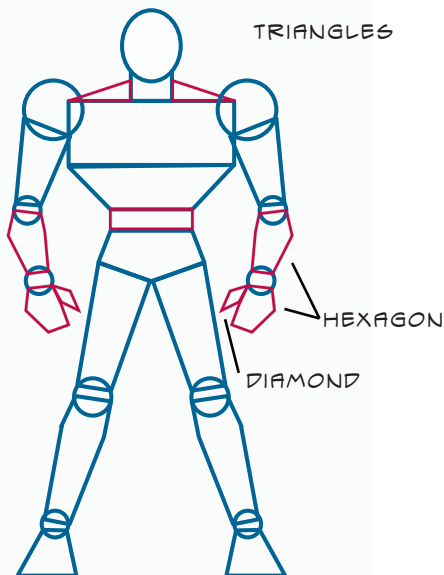
## WITH GEOMETRY



**1. LET'S START WITH SOME BASIC SHAPES FOR THE TORSO, ELBOWS, KNEES, ANKLES...**




**2. NOW ADD MORE SHAPES FOR THE NECK, ARMS AND LEGS!**



**3. FINISH THE BASIC DRAWING**

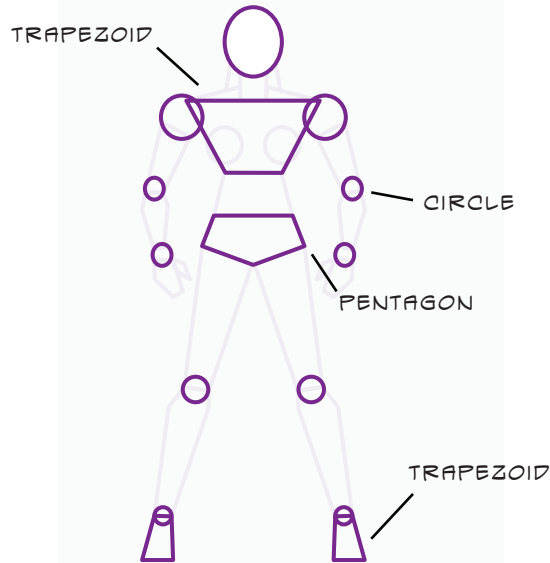
G IS FOR GEOMETRY MAN  
HERO OF POLYGONS



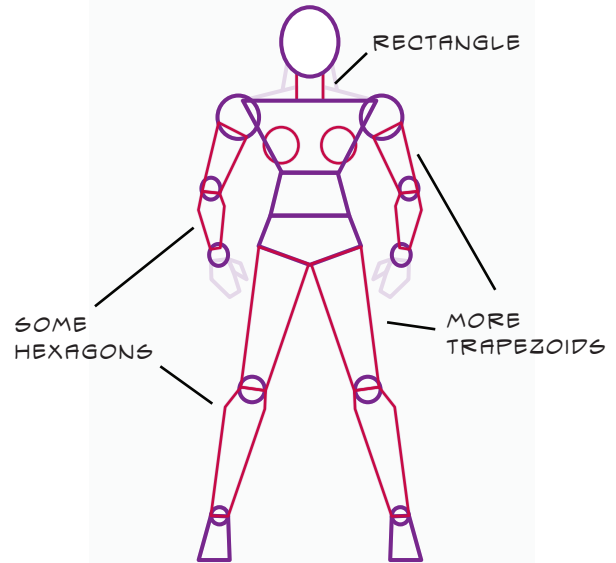
**4. JOIN SOME SHAPES, COLOR IT IN, AND ADD THE LAST DETAILS... YOU'RE DONE!**

# DRAW A SUPERGAL

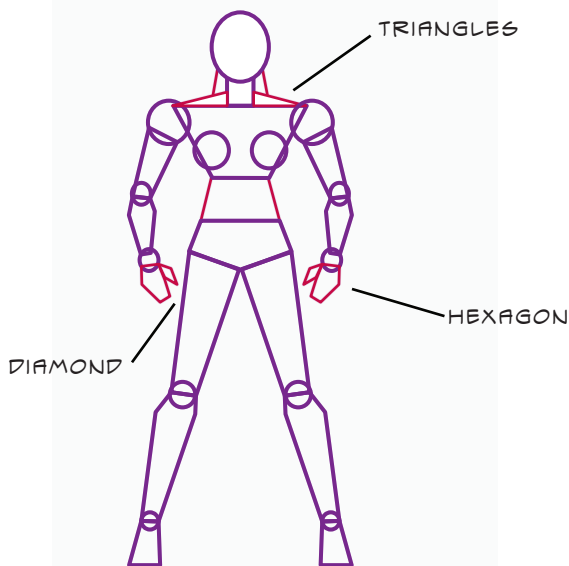
## WITH GEOMETRY



**1. LET'S START WITH SOME BASIC SHAPES FOR THE TORSO, ELBOWS, KNEES, ANKLES...**




**2. NOW ADD MORE SHAPES FOR THE NECK, ARMS AND LEGS!**



**3. FINISH THE BASIC DRAWING**

P IS FOR POLYGAL  
HEROINE OF POLYGONS



**4. JOIN SOME SHAPES, COLOR IT IN, AND ADD THE LAST DETAILS...YOU'RE DONE!**