

Use this sheet to plan your ideas. I've done the first one for you.

Don't forget to use your storyboard from last week to help.

This, Grandson, is a cloud blowing device. Today, I'm going to teach you how to use it.







What's that Grandpa?





Now to write out your speech into your books. Here's the success criteria to help:

Tuesday 31st March	
WALT: Use speech punctuation correctly.	
Success Criteria – T SA PA TA	
	I can write what is being said—direct speech.
	I can include inverted commas.
	I can use a range of words for 'said'.
	I can use extra punctuation inside my inverted commas.