



**It's dance
time!**



**Follow the
instructions
to practice
your moves.
Take a
photo!**






Forwards 2 steps



Spin!

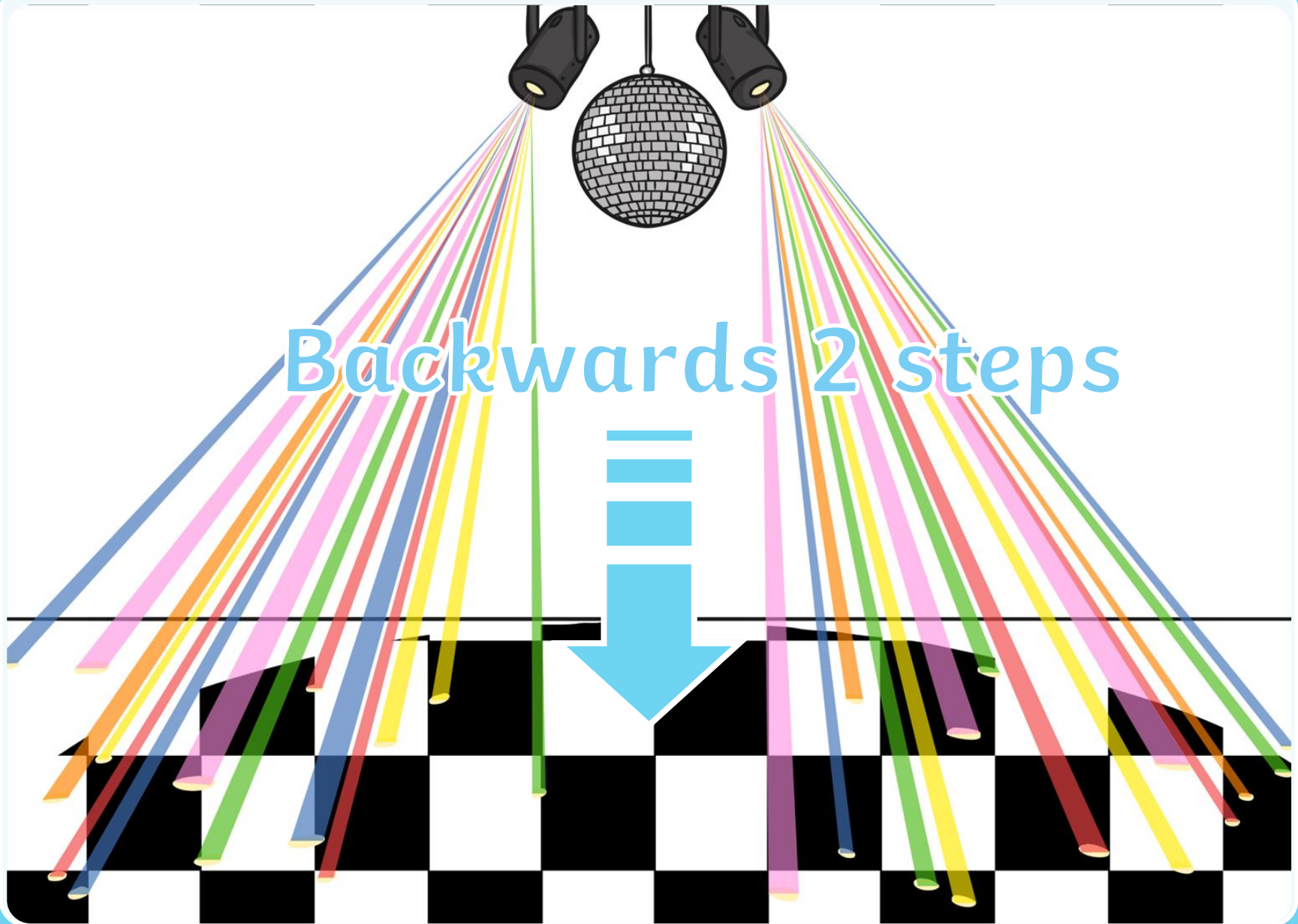
A vibrant illustration of a disco scene. At the top, two black spotlights and a silver disco ball are suspended. Multiple colorful beams of light in shades of blue, pink, yellow, green, and red radiate from the spotlights and disco ball. The floor is a black and white checkered pattern. The text "Turn right" is written in a light blue, rounded font across the center of the image.

Turn right




Jump!

Backwards 2 steps




A vibrant, cartoon-style illustration of a disco scene. At the top center, a silver disco ball hangs from a thin wire. Two black spotlights are positioned on either side of the ball, casting a wide array of colorful beams (including blue, pink, orange, yellow, green, and red) downwards. The floor is a black and white checkered pattern. The word "Wave!" is written in a large, pink, bubbly font across the middle of the scene. The entire illustration is set against a white background with rounded corners, all within a light blue border.

Wave!

A vibrant illustration of a disco scene. At the top center, a silver disco ball hangs from a cord, flanked by two black spotlights. Numerous colorful beams of light in shades of blue, pink, yellow, green, and red radiate from the spotlights and the disco ball, creating a dynamic atmosphere. Below the lights, a black and white checkered floor is visible, with some beams of light hitting the floor. The entire scene is set against a white background with a light blue border.

Turn left



Hop!

A disco ball hangs from two spotlights at the top of the frame. Numerous colorful beams of light (red, orange, yellow, green, blue, purple, pink) radiate from the spotlights and illuminate a black and white checkered floor below. The text "Can you make up your own routine?" is centered in the middle of the image.

Can you make up
your own routine?

Follow the directions to find Goldilocks' house

Forwards 3.

Turn right.

Forwards 3.

Turn left.

Forwards 1.



Goldilocks



Follow the directions to find Goldilocks' house

Forwards 3.

Turn right.

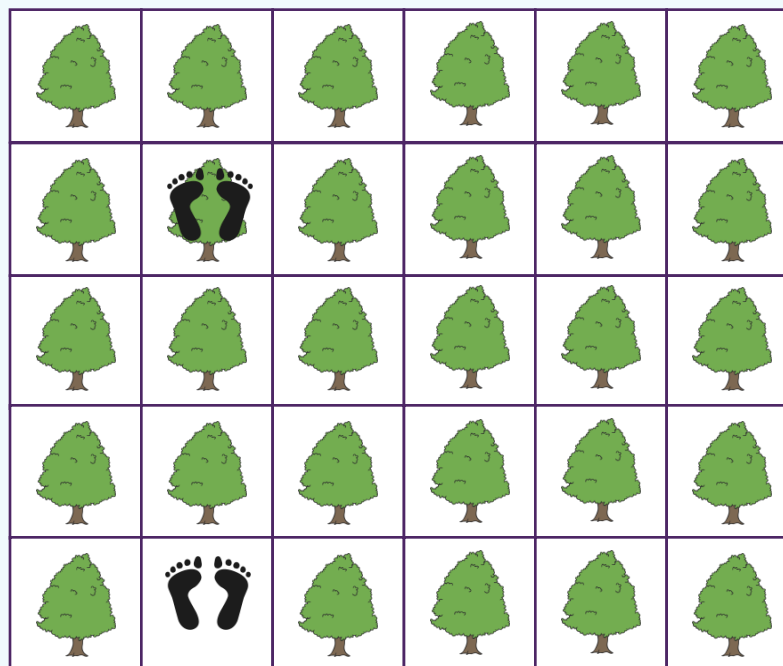
Forwards 3.

Turn left.

Forwards 1.



Goldilocks



Follow the directions to find Goldilocks' house

Forwards 3.

Turn right.


Forwards 3.

Turn left.

Forwards 1.



Goldilocks



Follow the directions to find Goldilocks' house

Forwards 3.

Turn right.

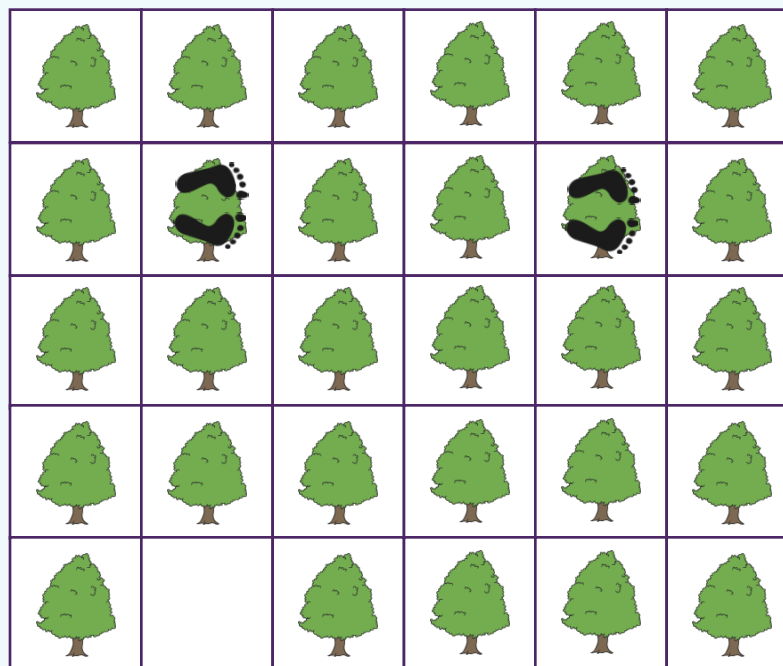
Forwards 3.

Turn left.

Forwards 1.



Goldilocks



Follow the directions to find Goldilocks' house

Forwards 3.

Turn right.

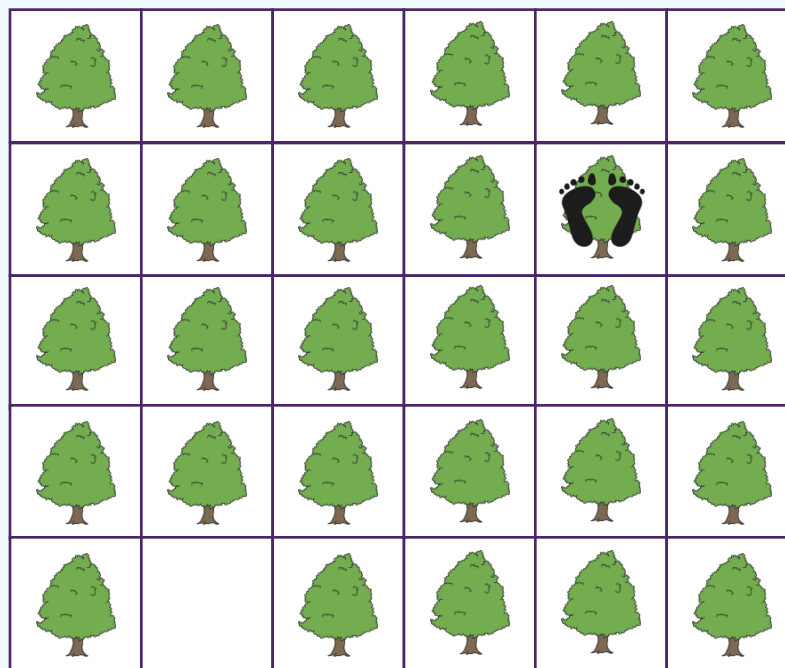
Forwards 3.

Turn left.

Forwards 1.



Goldilocks



Follow the directions to find Goldilocks' house

Forwards 3.

Turn right.

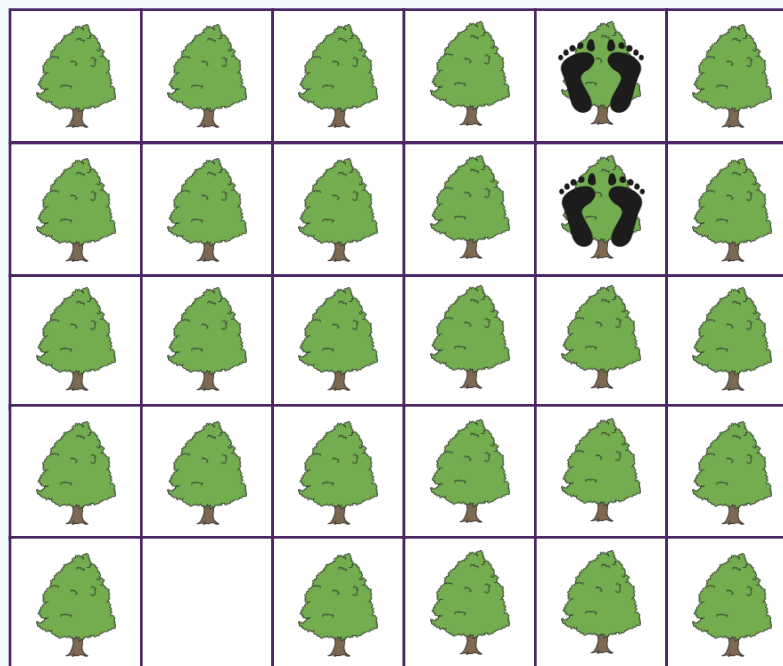
Forwards 3.

Turn left.

Forwards 1.



Goldilocks





twinkl