


# Fairy Bread



## Ingredients

White bread

Butter


Sugar strands (sprinkles)

## Equipment


Plate

Knife


## Method



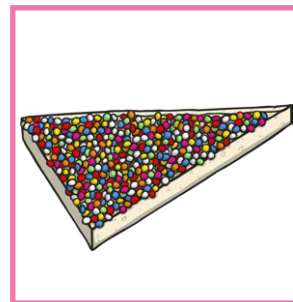
1. Remove crusts from the bread.



2. Butter the bread.



3. Sprinkle the sugar strands on the bread.



4. Cut the bread into triangles, or use a cookie cutter to create shapes.



5. Eat your fairy bread. Enjoy!