


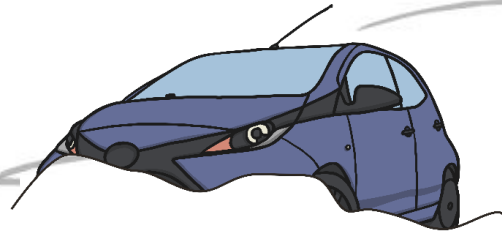


# Notes for Teachers


- Using the choice screen children choose a winter themed picture.
- When the child clicks the picture it links through to a calculation with an answer between 1 and 5.
- The action button control the speed of the presentation which gives plenty of time to work through each slide.
- There is a reveal button for each answer so this gives children as much time as they need to work out the answer and put their hands/ write on dry wipe boards.
- When you click the home button you will return to the choice slide and the pictures already chosen will fade away, minimising choice.
- Alternatively you can work through the slides one after the other by using the blue arrow at the bottom of each slide.



twinkl

# Choose an Image






+



=

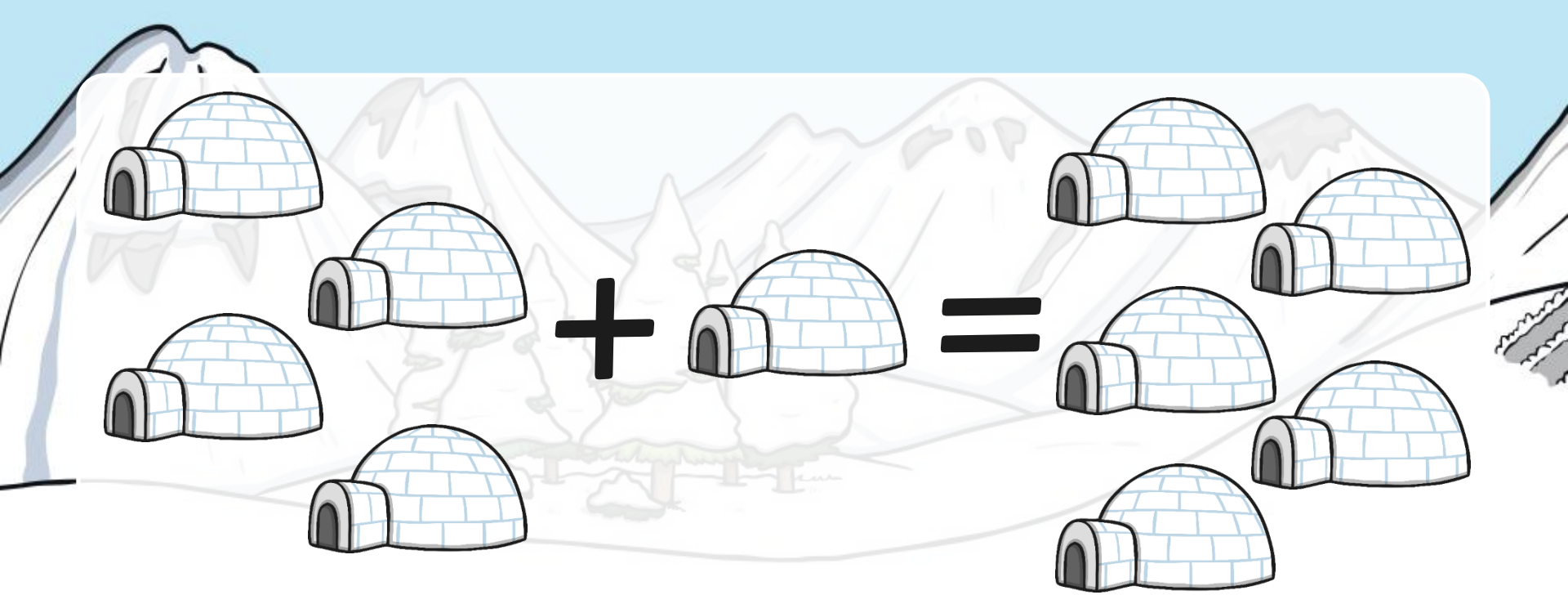


$$3 + 1 = 4$$



THE SUM WOULD BE  
WRITTEN LIKE THIS





$$4 + 1 = 5$$



THE SUM WOULD BE  
WRITTEN LIKE THIS






$$1 + 1 = 2$$



THE SUM WOULD BE  
WRITTEN LIKE THIS






$$1 + 2 = 3$$



THE SUM WOULD BE  
WRITTEN LIKE THIS





$$2 + 1 = 3$$



THE SUM WOULD BE  
WRITTEN LIKE THIS





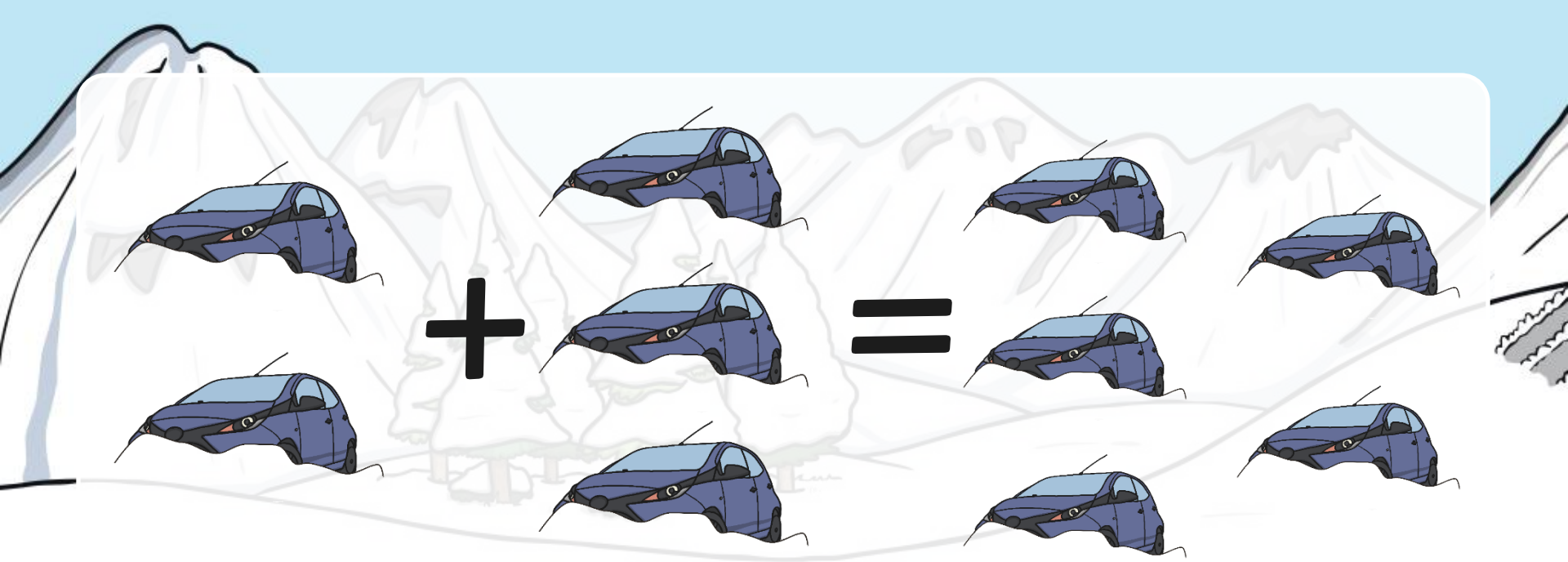


$$2 + 2 = 4$$



THE SUM WOULD BE  
WRITTEN LIKE THIS





$$2 + 3 = 5$$



THE SUM WOULD BE  
WRITTEN LIKE THIS



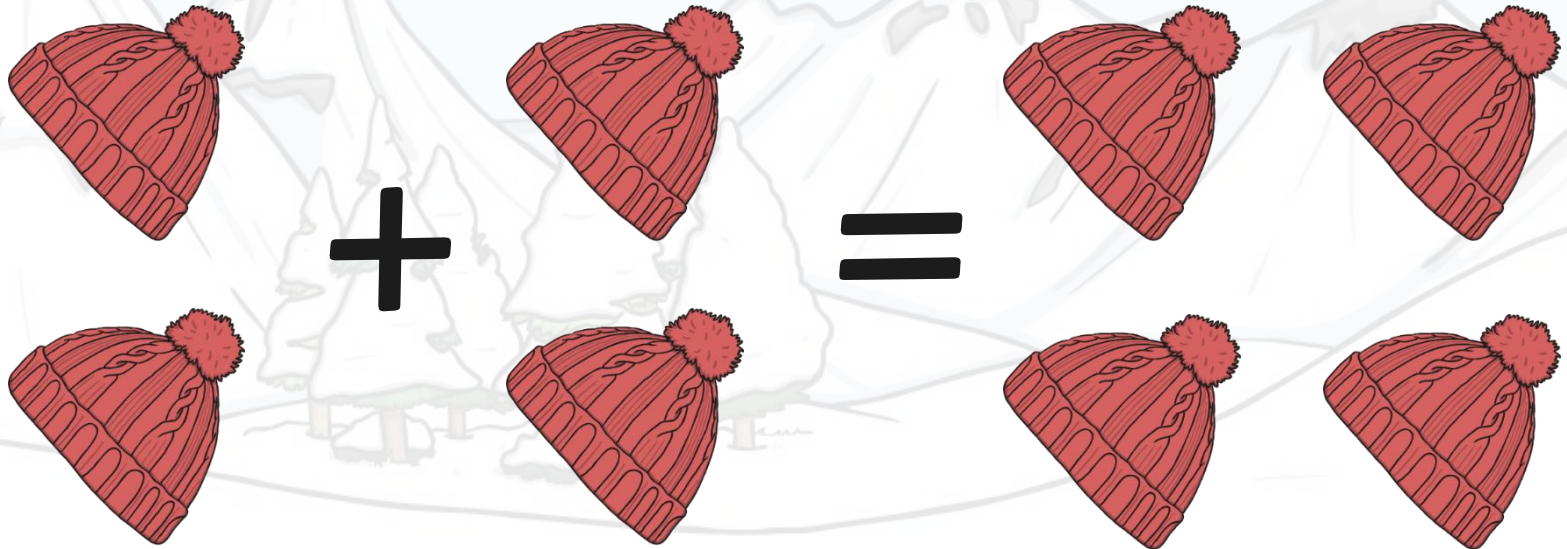


$$3 + 2 = 5$$



THE SUM WOULD BE  
WRITTEN LIKE THIS





$$2 + 2 = 4$$



THE SUM WOULD BE  
WRITTEN LIKE THIS





twinkl