

Computing








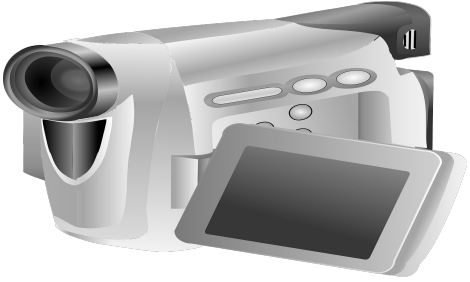

Lesson 2: Identifying Devices

Creating Media - Video Editing

Jane Adamson



Task 1 - Name the device

<p>1.</p> 		<p>6.</p> 	
<p>2.</p> 		<p>7.</p> 	
<p>3.</p> 		<p>8.</p> 	
<p>4.</p> 		<p>9.</p> 	
<p>5.</p> 		<p>9 images Credit (Pixabay)</p>	



Task 2 - Evaluate your video recording device

Switch on your video recording device and decide the positive, negative and interesting points. Complete the table

Device 1	Advantages / pros
	Disadvantages / cons
	Interesting points

