













Cycle A 2027/2028	Autumn	Spring	Summer
Art Discipline	Digital Media	Printing	Collage
Suggested Artist/Designer/Craft maker	Sean Charmatz	Local architecture	Megan Coyle Henri Matisse
Suggested Activity	Edit fruit and veg photographs based on the work of Sean Charmatz	Block printing – from an observational drawing within the local area.	Create animal collage pieces based on the work of Megan Coyle
	<p>▫ Record and collect visual information using digital cameras and video recorders. ▫ Present recorded visual images using software. ▫ Use a graphics package to create images and effects with; lines by controlling the brush tool with increased precision. ▫ Change the type of brush to an appropriate style. ▫ Create shapes by making selections to cut, duplicate and repeat. ▫ Experiment with colours and textures by using effects and simple filters to manipulate and create images for a purpose.</p> <div>   </div>	<p>▫ Create printing blocks using a relief or impressed method. ▫ Create repeating patterns. ▫ Print with two colour overlays.</p> 	<p>▫ Experiment with a range of collage techniques such as tearing, overlapping and layering to create images and represent textures. ▫ Use collage as a means of collecting ideas and information and building a visual vocabulary.</p> 
Drawing taught though out			

Cycle B 2024/2025	Autumn	Spring	Summer
Art Study Title	Painting	Textiles	3D Sculpture
Suggested Artist/Designer/Craft maker	Georgia O'Keeffe	Traditional methods of weaving from the past.	Alberto Giacometti Donatello
Suggested activity	Create painting based on Georgia O'Keeffe's work	Weave natural materials on outdoor looms. Weaving baskets/blankets.	Build sculptures of people using wire and foil. Cover with Papier Mache.
	<ul style="list-style-type: none">Experiment with different effects and textures including blocking in colour, washes, thickened paint creating textural effects.Work on a range of scales e.g. thin brush on small picture etc.Create different effects and textures with paint according to what they need for the task.Colour<ul style="list-style-type: none">Mix colours and know which primary colours make secondary colours.Use more specific colour language.Mix and use tints and shades	<ul style="list-style-type: none">Use a variety of techniques, e.g. printing, dyeing, weaving and stitching to create different textural effects.Match the tool to the material.Develop skills in stitching, cutting and joining.Experiment with paste resist 	<ul style="list-style-type: none">Plan, design and make models from observation or imagination.Join clay adequately and construct a simple base for extending and modelling other shapes.Create surface patterns and textures in a malleable material.Use papier mache to create a simple 3D object. 
Drawing taught though out			

Cycle C 2025/2026	Autumn	Spring	Summer
Art Study Title	Collage	Digital Media	Printing
Suggested Artist/Designer/Craft maker	Hannah Hoch	David Hockney	Henry Bradbury Amy Mcgregor-Radin
Suggested Activity	Create fantasy characters based on the work of Hannah Hoch	Creating digital painting of the rain forest.	Printing leaves using Collograph technique
	<p>▫ Experiment with a range of collage techniques such as tearing, overlapping and layering to create images and represent textures. ▫ Use collage as a means of collecting ideas and information and building a visual vocabulary.</p> 	<p>▫ Record and collect visual information using digital cameras and video recorders. ▫ Present recorded visual images using software. ▫ Use a graphics package to create images and effects with; lines by controlling the brush tool with increased precision. ▫ Change the type of brush to an appropriate style. ▫ Create shapes by making selections to cut, duplicate and repeat. ▫ Experiment with colours and textures by using effects and simple filters to manipulate and create images for a purpose.</p> 	<p>▫ Create printing blocks using a relief or impressed method. ▫ Create repeating patterns. ▫ Print with two colour overlays.</p> 
Drawing taught though out			

Cycle D 2026/2027	Autumn	Spring	Summer
Art Discipline	3D Sculpture	Textiles	Painting
Suggested Artist/Designer/Craft maker	Ancient Egypt	Hugo Pineda	Edward Munch
Suggested Activity	Create Egyptian Canopic Jars	Tie dye your own t-shirt	Create scream pictures featuring yourself
	<ul style="list-style-type: none"> Plan, design and make models from observation or imagination. Join clay adequately and construct a simple base for extending and modelling other shapes. Create surface patterns and textures in a malleable material. Use papier mache to create a simple 3D object. 	<ul style="list-style-type: none"> Use a variety of techniques, e.g. printing, dyeing, weaving and stitching to create different textural effects. Match the tool to the material. Develop skills in stitching, cutting and joining. Experiment with paste resist 	<ul style="list-style-type: none"> Experiment with different effects and textures including blocking in colour, washes, thickened paint creating textural effects. Work on a range of scales e.g. thin brush on small picture etc. Create different effects and textures with paint according to what they need for the task. Colour <ul style="list-style-type: none"> Mix colours and know which primary colours make secondary colours. Use more specific colour language. Mix and use tints and shades 
Drawing taught though out			