

DRAWING

PAINTING

SCUPLTURE

**ART AND DESIGN
CRUCIAL
KNOWLEDGE**

COLLAGE

TEXTILES

**DIGITAL
MEDIA**

PRINTING

DRAWING

CONTINUOUS SKILL

KS1

Know that different types of lines can be drawn

Know that applying pressure will create different tones (dark/light)

Know how to hold a pencil

LKS2

Know that you can draw from observation/real items



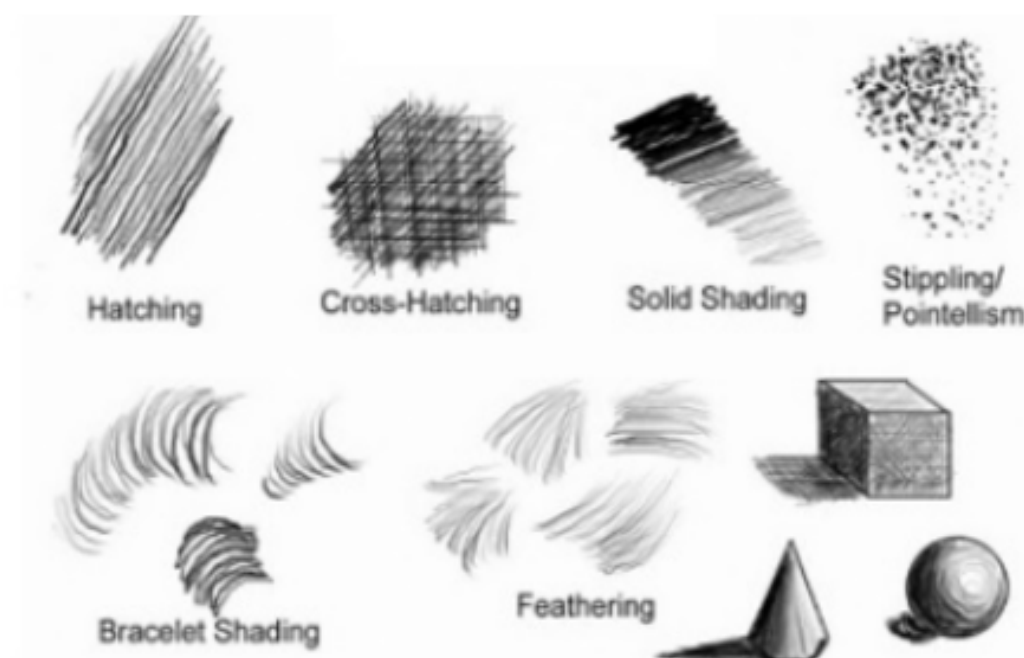
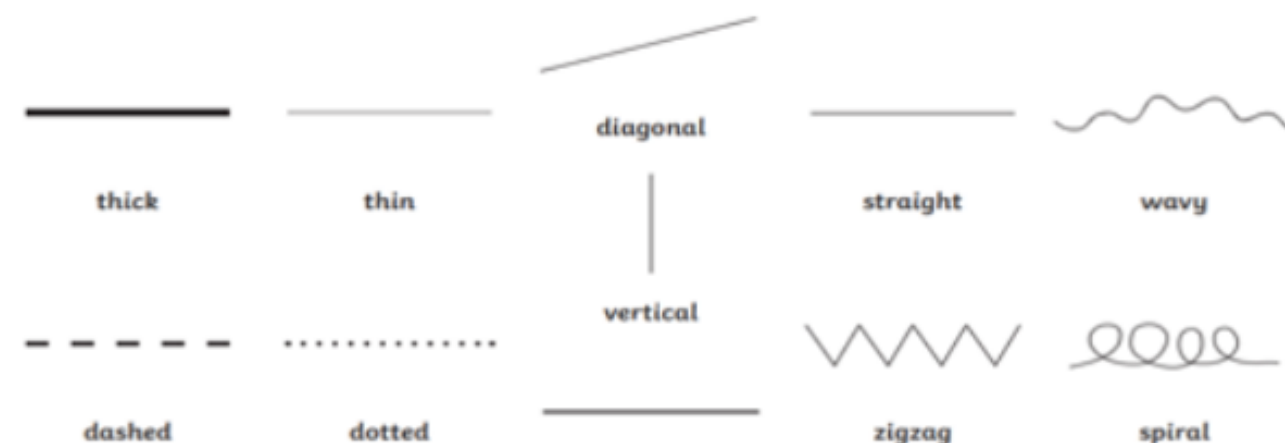

Know that pencils are used to show shade, tone and texture

Know that drawing can show 3rd dimensions
Know that different grades of pencils produce different tones (Hard - lighter, Soft - Darker)

UKS2

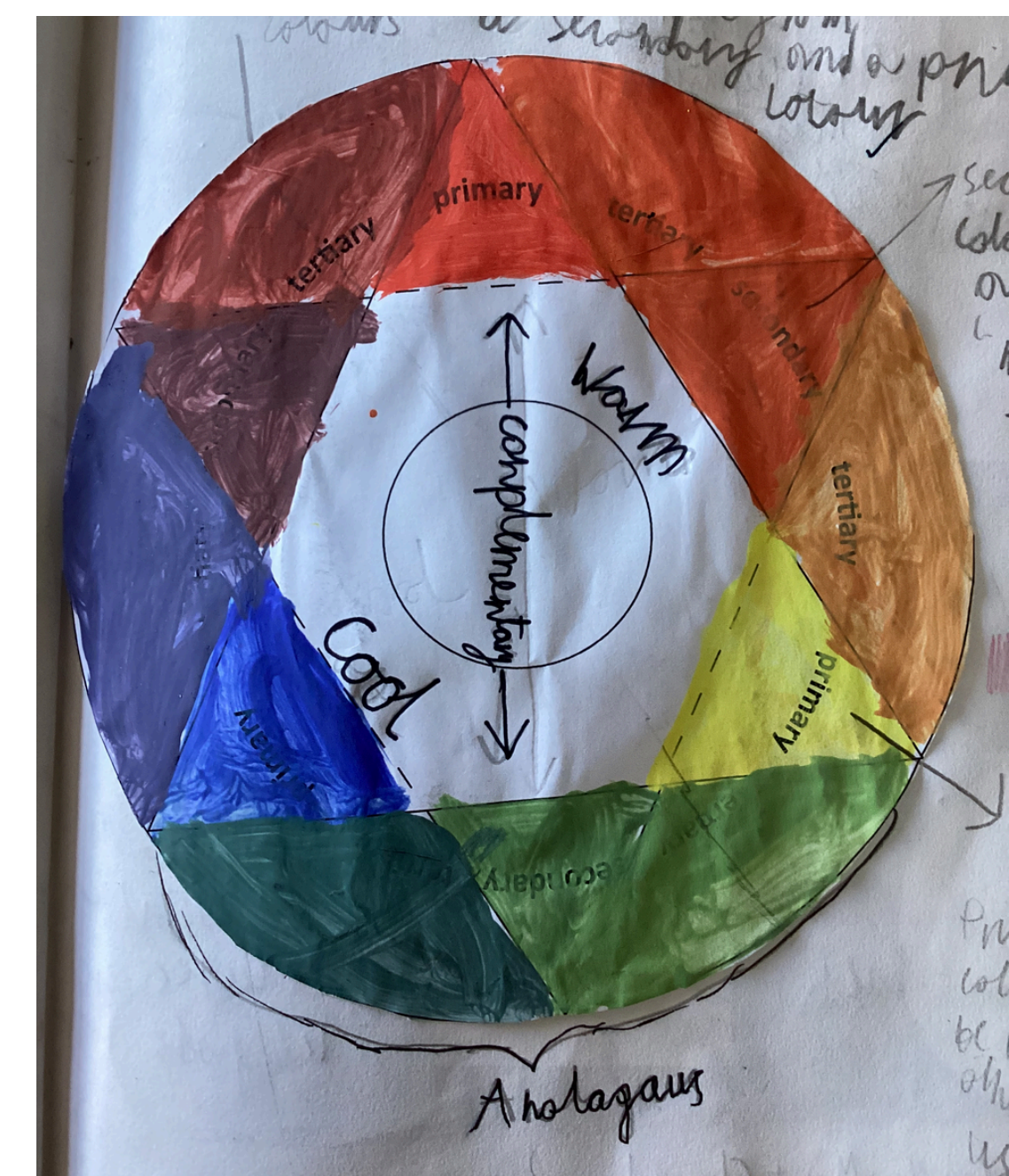
Know that proportion means items are drawn to correct size in relation to other parts of the picture

Know that composition, scale and proportion are used to create pleasing pictures that can include foreground, middle ground and background.



PAINTING


KS1	LKS2	UKS2
Know the primary and secondary colours	Know warm/cool tints and tones	Know tertiary and complimentary colours
Know brown is mixing the primary colours	Know of different types of paint (Watercolour, Acrylic)	Know colour theory
Know that adding white makes the tint lighter		
Know that adding black makes the shade darker		



COLLAGE



KS1	LKS2	UKS2
<p>Know that there are different collage techniques, e.g. fold, crumple, tear and overlap</p> <p>Know that collage images can be created from different medias, e.g photocopies, fabric, crepe paper or magazines.</p>	<p>Know that different collage techniques (tearing, overlapping, layering, etc) can be used to represent different textures</p> <p>Know that collages can be used to collect ideas</p>	<p>Know that collage can be added to extend work on top of a painted, printed or drawn background</p> <p>Know that a wide range of man-made, natural and recycled media can be used to create collages</p>



PRINTING

KS1	LKS2	UKS2
<p>Know that printing creates a copy of the image or object</p> <p>Know that pictures can be made by printing shapes</p>	<p>Know that block printing is a technique used to print text, images or patterns.</p> <p>Know that prints can be made from natural, man-made and recycled materials</p>	<p>Know that overlay means to add an extra layer of print to an image.</p> <p>Know that impressed printing is drawing into paint, taking rubbings of objects or printing with 3D shapes.</p>



SCUPLTURE

KS1	LKS2	UKS2
<p>Know that play dough/clay can be manipulated by rolling, pinching, kneading</p> <p>Know that clay can be folded to add different textures, patterns and decorations.</p>	<p>Know that clay can be manipulated by pinch, slab, coil, edging, brim, trimming, buckle</p> <p>Know that papier mache can be used to create shape/form</p>	<p>Know that slip is used to join pieces of clay</p> <p>Know that a range of materials can be use to sculpt/model (recycled, man-made, natural)</p>



TEXTILES

KS1	LKS2	UKS2
<p>Know that shapes can be added to fabric using glue or stitching</p> <p>Know that decorations such as beads, buttons, features, cords and plaits can be used to add decorations</p>	<p>Know that different textual effects can be produce by weaving, dyeing, printing and stitching</p> <p>Know how to use a metal needle and thread safely</p>	<p>Know that different techniques such as Batik are used to create cultural/traditional and/or creative designs on clothing</p> <p>Know that stitching can be for decorative purposes</p>





DIGITAL MEDIA

KS1	LKS2	UKS2
<p>Know that visual information can be collected via photos or videos</p> <p>Know that images can be created on iPads</p>	<p>Know that images can be created by using the cut and duplicate tools</p> <p>Know that different effects and filters can manipulate and create images for a purpose</p>	<p>Know that a digital image is created by layering</p> <p>Know that graphics packages and software can be used to manipulate images</p>